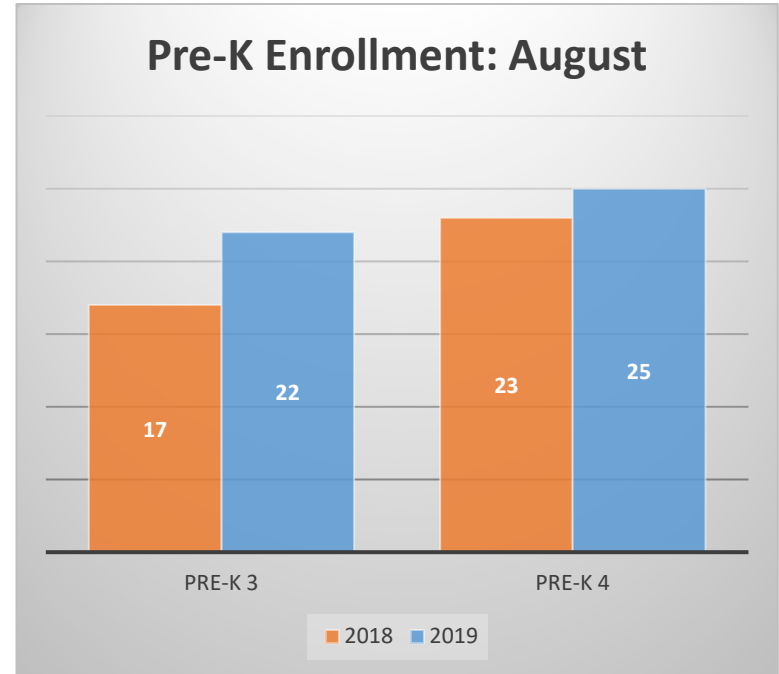
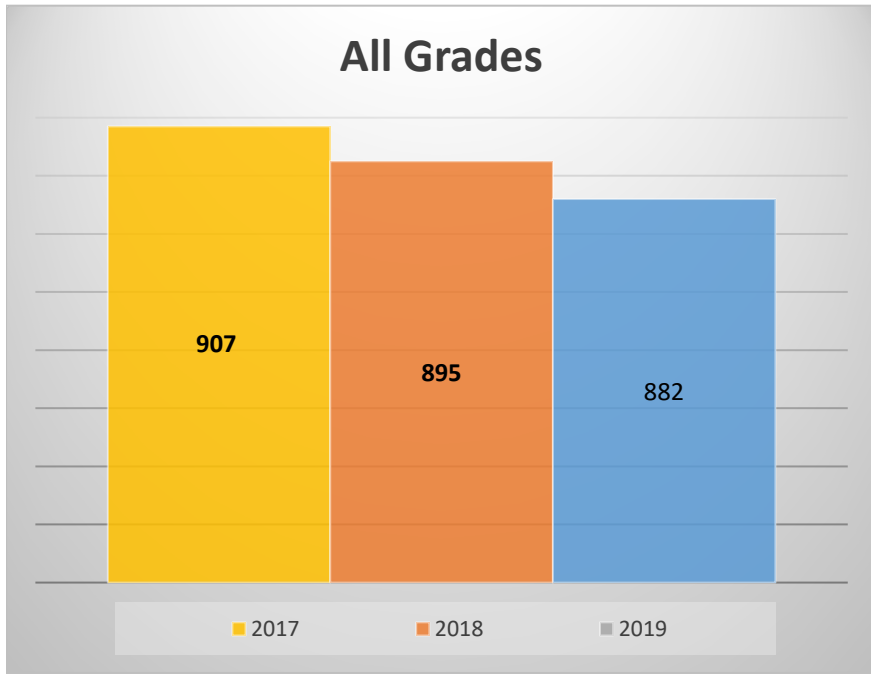


Litchfield Public Schools Enrollment Report August 2019

Pre-K Enrollment: August

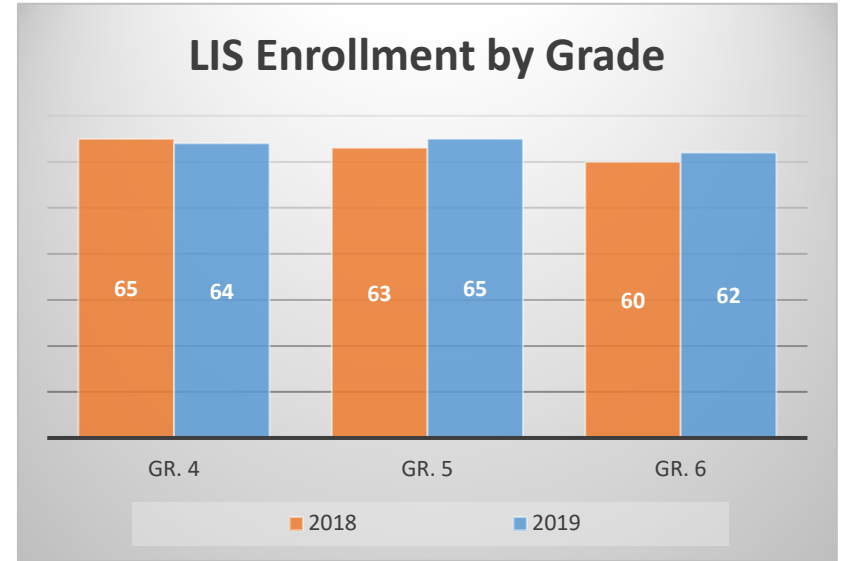
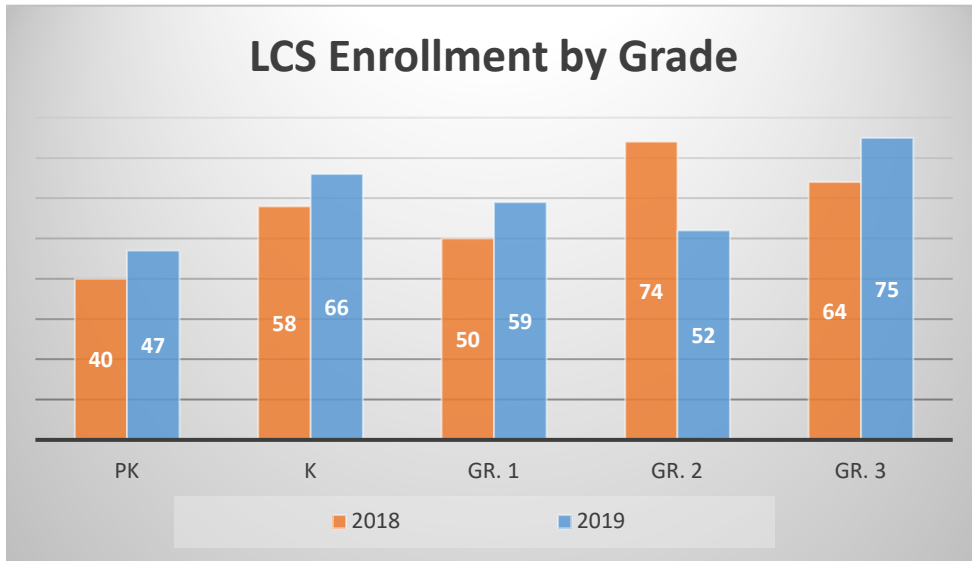


August	PK	K	Gr. 1	Gr. 2	Gr. 3	Gr. 4	Gr. 5	Gr. 6	Gr. 7	Gr. 8	Gr. 9	Gr. 10	Gr. 11	Gr. 12	Total
2019	47	66	59	52	75	64	65	62	61	70	58	59	65	79	882
2018	40	58	50	74	64	65	63	60	81	57	66	61	83	73	895
2017	42	53	67	62	61	64	55	68	68	78	64	80	77	68	907

August	Pre-K 3	Pre-K 4	Total Pre-K
2019	22	25	47
2018	17	23	40
Difference	6	3	9

Litchfield Public Schools Enrollment Report August 2019

Elementary School Enrollment: August

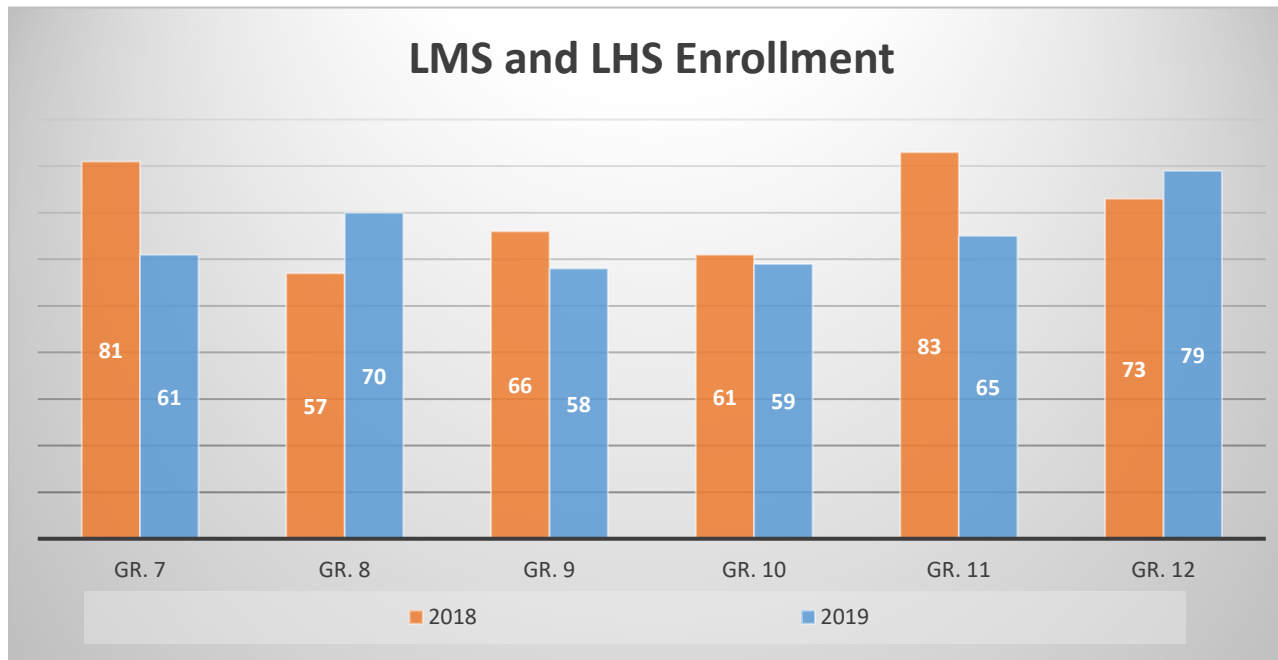


August	LCS	LIS	Total
2019	302	193	495
2018	286	188	474
Difference	16	5	21

August	Center School						Intermediate School				Total
	PK	K	Gr. 1	Gr. 2	Gr. 3	Total by school	Gr. 4	Gr. 5	Gr. 6	Total by school	
2019	47	66	59	52	75	299	64	65	62	191	490
2018	40	58	50	74	64	286	65	63	60	188	474
Difference	7	8	9	(22)	11	13	(1)	2	2	3	16

Litchfield Public Schools Enrollment Report August 2019

Secondary Enrollment: August



August	LMS	LHS	Grades 7-12
2019	131	261	392
2018	138	283	421
Difference	(7)	(22)	(29)

August	Gr. 7	Gr. 8	Gr. 9	Gr. 10	Gr. 11	Gr. 12
2019	61	70	58	59	65	79
2018	81	57	66	61	83	73
Difference	(20)	13	(8)	(2)	(18)	6